


BLUEWATER ADVENTURES SPRING SAILING PROGRAM HANDBOOK





Introduction

Bluewater Adventures has been offering spring sailing programs for over 45 years running safe, educational, and memorable trips in and around the British Columbia Gulf Islands. We see many of the same groups year after year and these relationships give depth to our programs.

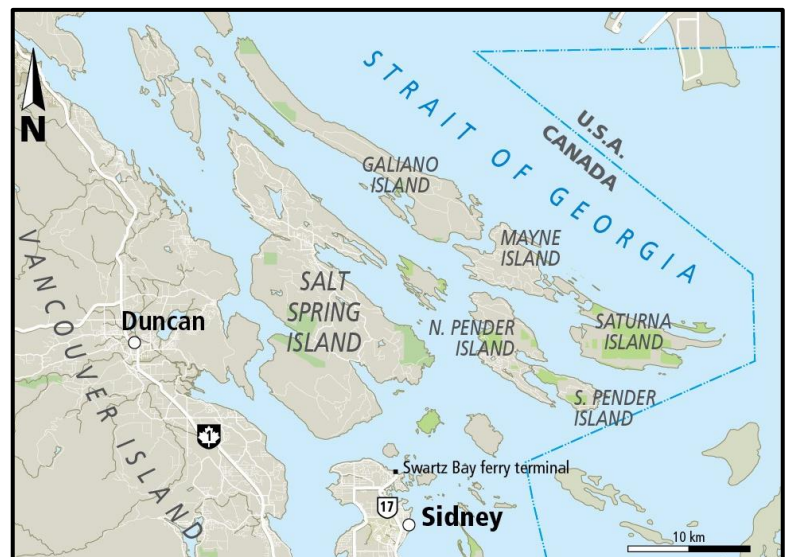
Our marine spring sailing programs are a great opportunity for participants to have hands on experience with marine biology, forest ecology, oceanography, sailing and navigation, geography, teamwork, and leadership. Our programs have a lot of flexibility to allow individual groups to determine the focus for their participants.

There are two vessel options groups can choose from to charter for their experience: Island Odyssey or Island Roamer. The [Island Odyssey](#) can accommodate 15 participants plus two group leaders, while the [Island Roamer](#) can hold 18 participants plus two group leaders. Both the Island Odyssey & Island Roamer are available to use at the same time should your group need the extra space, or you can hire just one of the vessels. The group leaders act as additional crew and do not pay for their spot as they are expected to participate fully in the trip by overseeing participant behaviour & participation, and generally assisting crew where required. The crew consists of a Captain, Mate and a Naturalist - some of whom are also certified teachers. Together, they endeavor to create an unforgettable learning experience for all participants and group leaders who sail with us.

Trip Itinerary

The spring sailing program trips are typically 5 days in length that are spent exploring the unique coastline of British Columbia's [Gulf Islands National Park Reserve](#) during March to April. They start and finish in the picturesque Port Sidney Marina - 20 minutes outside of Victoria, BC and situated close to the Victoria Airport. Groups are welcome to arrive the day prior to their trip start date and overnight on their vessel, for an additional cost, to get an early start on Day 1 of their trip. Upon boarding, crew will give an orientation of the cabins, bathrooms, and introduce themselves. The watch system will be explained, student roles & expectations outlined, and a thorough safety briefing will take place prior to pushing off from the dock.

Day 1 – 4: We intentionally leave our itinerary for these trips flexible and unset as that gives our captains more autonomy to cater the trip agenda to suit the needs and objectives of each individual



program. So while groups can anticipate cruising around or visiting Galiano, Saturna, Saltspring, North & South Pender, and potentially Mayne Island, we can't say for sure where your sailing adventure will take you. Regardless of where you travel, the flow of the day remains relatively similar:

- **Morning:** we begin each day with one of the watch groups making breakfast while other groups complete the boat chores and connect with the naturalist. Depending on the anchorage and weather, kayaking may also be offered. After breakfast, participants can expect to engage in a lesson on sailing, keep watch with the naturalists for wildlife, or support the captain with navigation. Around midday, the watch groups will rotate, and one group will be responsible for making lunch.
- **After lunch:** We typically plan some sort of activity such as hiking up to a panoramic viewpoint, sailing, scouting for marine mammals on deck, exploring intertidal life, playing games in the temperate rainforest, or beach combing along a sandy shoreline.
- **Later afternoon:** will be the final watch rotation for participants when one watch group will start dinner prep as we look for our anchorage for the evening. There may be another opportunity to kayak once we anchor for the evening.
- **Evening:** After dinner, the group will gather to plot the course from the day on a chart, make a list of the species spotted, and perhaps take part in a lesson on sail theory, navigation, or participate in a natural history activity before it's lights out!



Day 5: The day begins as usual but with a more extensive focus on cleaning and preparing the boat for the next group to arrive. Depending on the efficiency of the clean-up, one final kayak/hike/sailing lesson may be planned for the group. We aim to be back at the docks of Port Sidney Marina just before 1:00pm.

Trip Registration Flow

Time From Trip Start	To-do Item
6 – 12 months prior to trip	. Program and reservations requests sent into office . Bluewater sends out information regarding scheduling & upcoming season dates . Trip deposits due (\$1,000 per vessel)
8 months prior	. Trip packages are emailed out to trip organizers . Signed contracts are due
5 months prior	. Final balance of fees due
2 months prior	. All forms (group leaders & participants) completed and sent back to Bluewater office



Program Forms

The trip organizer is responsible for collecting payments, distributing forms, and making sure that the Bluewater office receives all necessary documents prior to the trip departure date. The following need to be scanned & emailed back to the Bluewater Adventures office by **February 1st**.

To be completed by trip leader/organizer:

1. **Program Request Form**: this helps give us an idea of the type of program & focus your group is looking for. One program request form per group
2. **Participant List**: for [Island Odyssey](#) and/or [Island Roamer](#). Fill out any/all that apply
3. **Teacher/Chaperone Contract**
4. **Cabin Arrangements**: for [Island Odyssey](#) and/or [Island Roamer](#)
5. **Watch Roster**: one per boat if your group is on both Odyssey & Roamer

To be completed by each participant (including teachers & chaperones):

1. **Standard Liability Form**: needs to be signed by a parent/guardian if the participant is under 18 years old. Some districts are exempt.
2. **Medical Form**: please ensure all information is up to date including any medications students will be bringing with them and dietary restrictions
3. **Participant contract**

Trip Prep: Packing List

It is important participants come prepared for the coastal environment of the Pacific Northwest! Though sunny days do actually happen here in British Columbia, it is always best to be prepared with a rain jacket and pants and joyously not need them. We highly recommend participants come with a waterproof, or at least water resistant, rain jacket and pants as staying dry is key to having a comfortable day. On this note, we also highly recommend participants bring along a pair of rubber boots that will help keep their feet nice & dry during their many hops in & out of the zodiac as we head out on shore excursions.



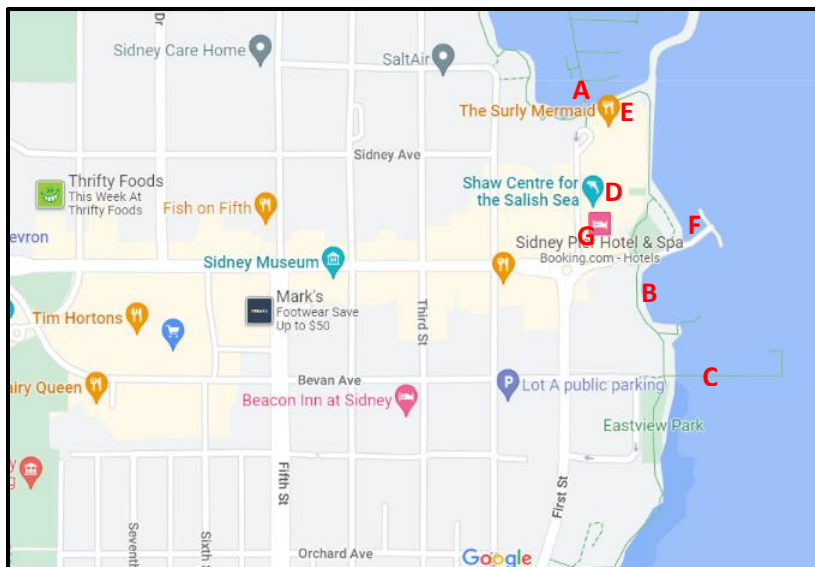
Other important items include a sleeping bag and pillowcase, and warm clothes to keep participants warm while on deck and in the wind. The full packing list and be [found here](#).

Sidney: Arriving for your trip

The time has come for your trip to begin! Most groups typically fly into the [Victoria Airport](#) which is about a 10 – 15 mins drive from the [Port Sidney Marina \(A on map\)](#). Groups are responsible for organizing their own transportation to/from the airport. If your group elects to arrive the day your trip starts, you will head straight to the Port Sidney Marina. If the group chooses to arrive the day prior to their trip start and overnight on their vessel, there are some options on how to fill your day in Sidney.

Sidney is located on the northern end of the Saanich Peninsula just north of Victoria, BC. While not as big as Victoria, Sidney still boasts a number of options for sightseeing, meals, and entertainment before your trip begins.

After your flight, your participants may be looking for a chance to stretch out their legs and take in those ocean views. There is a 750m walking path along the ocean from Port Sidney Marina to just south of Eastview Park. Along the way you'll pass Glass Beach (B), known for its vast array of sea glass, as well as the famous Sidney Pier (C)!



[Shaw Centre for the Salish Sea \(D\)](#) is a non-profit aquarium and cultural learning centre that focuses on the Salish Sea located about 200m from the Port Sidney Marina. The Centre offers an interactive, informative, and hands-on experience with the Salish Sea through self-guided visits, daily programs, and group & school booking. They are open 10:00am – 4:30pm every day except Wednesdays. The school programs are divided into grade age groups and include students & participants anywhere from kindergarten to Grade 12.

Groups who arrive the day prior to their trip start are responsible for planning their lunch and dinner meals prior to arriving to the boat. There are some great options around the Port Sidney Marina area:

- [Surly Mermaid \(E\)](#): located just steps from the Port Sidney Marina and open 11am – 10pm every day, the Surly Mermaid is a warm, casual dining spot focusing showcasing food from Vancouver Island. Call 778-3651-1544 for reservations.
- [Sidney Pier Bistro \(F\)](#): is a casual waterfront restaurant with ocean views from the Pier itself. They are open Monday to Wednesday, 11am – 4pm, and Thursday to Sunday, 11am – 8pm. Lunch is first come, first served, and dinner reservations can be made at 250-655-4995.
- [10 Acres at the Pier \(G\)](#): drawing on the local produce grown on their own farm, 10 Acres offers a little bit of everything at their Pier based restaurant location. Open 11am – 11pm daily.

When making reservations at restaurants, please advise the venue that you will need a place to store your student's bags if you have not found a place to keep them for the day.

Groups are welcome to make their way to their vessel at 7pm. At that time, the crew will meet your group at the top of the dock at the Port Sidney Marina and walk through some of the safety talk of the boat and expectations of the group.

On Trip

We hope that your trip offers many opportunities for personal growth and valuable moments of education for all participants. To help make this a reality, we believe it's important to frontload this experience with participants in two important ways:

- *Emphasize participation:* this experience is based on that the more one puts into it, the more one takes away. We strongly encourage all participants take part in all activities, perhaps even in some that are slightly outside their comfort zone. While our crew will ensure all programming is safe and accessible for everyone, taking a step outside the comfort zone allows for opportunities of growth and learning.
- *Spirit of respect:* participants need to be made aware of the sensitive environments they are exploring, the shared living spaces they are in, and the importance of responsibility, as everyone onboard lends a hand in the day-to-day operations of the vessel running smoothly. We are extremely fortunate to travel in the beautiful areas these spring programs bring us to, and as such, it is critical participants treat these areas, and the vessels we travel to them on, with care and respect. Part of our mission is the conservation of these special areas, and any participants found harming or disrespecting these environments may be asked to leave the trip at their parent or caregiver's own expense.

Follow-Up

After your trip, we always welcome feedback on the program to your thoughts on the itinerary, communication prior to your trip, how the vessel suited your group's needs – anything that will help us improve on our spring program for the following season. We typically also ask groups if they plan on returning next season for a spring program to get an understanding of who we should reach out to once we set our following year's dates.

Questions

If you have any further questions regarding the registration process for our trips, questions on our vessels, things to do in Sidney prior to your trip – please do not hesitate to reach out! [Erin](#) will be happy to answer any inquiries you may have on this program. We hope to see you aboard soon!

